



## Poster printing

- Basic charge ----- 1order ¥500 (without tax)
- Oversize Color Printouts (Normal Paper) (without tax)

Paper	~A3	B3	A2	B2	A1	B1	A0	B0	over size
MAT Photo	¥1,700	¥2,400	¥3,000	¥4,500	¥5,500	¥8,000	¥9,500	¥12,000	¥80 /cm



## Document printing

- Basic charge ----- 1order ¥500 (without tax)
- Regular Printouts \*POSTCARD and A3 + printout are the single colors (Black)

	1~100	101~1,000	1,001~5,000	5,001~10,000	10,001~
B5~B4	¥15	¥13	¥11	¥8	¥7
A3	¥16	¥14	¥12	¥9	¥8
POSTCARD	¥70	¥55			
A3 +	¥110	¥85			

- Color Printouts (without tax) \*50% off on single color copies (Black)

	1~100	101~200	201~300	301~
POSTCARD B5/A4/B4	¥140	¥130	¥120	¥110
A3/A3 +	¥220	¥210	¥200	¥190

## Computer Rentals

※We will keep your passport number for identity confirmation every time you use our services.

First 20min	¥250
Additional 10min	¥200
Printouts B&W	¥9 (B5~A3)
Printouts Color	¥45 (B5~B4) ¥90 (A3)




①地下鉄烏丸線 四条駅 北改札口を出て、直進してください。阪急電車 烏丸駅方面へ階段を上がります。




②四条通出口 (21-22) 方面へ直進  
②Go through exit number 21-22.

①Using the Karasuma Subway Line, get off at Shijo Station and go through the North Ticket Gate. Then walk up towards the Hankyu Line-Karasuma Station.




③アーバンネット四条烏丸ビル烏丸口 22番出口方面へ直進

③Take the passage to Urbanet Bldg. Karasuma and go to exit number 22.



④22番出口方面へ左折します。突き当たりを右折し、階段を上がります。

④Turn right at the end of the passage and walk up the stairs.



⑤階段を上がると、マクドナルドの方向へ (北へ) 直進してください。錦小路通交差点を、そのまま直進してください。

⑤Once your up, walk pass the McDonald's and go across the crosswalk.



⑥次の交差点「蛸薬師通」手前に「キンコース・四条烏丸店」がごございます。

⑥You can find it [Kinko's] right before the second crosswalk.

Kokusaikaikan Station  
(Kyoto International Conference Center)  
Kyoto City Subway-Karasuma Line

15 min



Shijo Station  
Kyoto City Subway-Karasuma Line

3 min



Kinko's Japan Co., Ltd.  
Shijo-karasuma Center  
1F, Dai14 Hase Building, 651-1,  
Tearaimizu-cho, Nakagyo-ku,  
Kyoto 604-8152 Japan  
Tel : 075-213-6802

